

Table of Contents

About this Hymn Collection.....	3
Piano Arrangement Marks Reference Sheet	
Example of "Amazing Grace" Hymn Marks	4
Rhythm Worksheet Reference Sheet	
Example of "Amazing Grace" Writing and Counting Rhythms.....	5
Away in a Manger	
Piano Arrangement	6
Hymn Worksheet	8
Rhythm Worksheet	10
Joy to the World	
Piano Arrangement	12
Hymn Worksheet	14
Rhythm Worksheet	16
Silent Night	
Piano Arrangement	18
Hymn Worksheet	20
Rhythm Worksheet	22
O Come, All Ye Faithful	
Piano Arrangement	24
Hymn Worksheet	26
Rhythm Worksheet	28
Hark! The Herald Angels Sing	
Piano Arrangement	30
Hymn Worksheet	32
Rhythm Worksheet	34
Student Hymn Worksheets - Answer Key.....	36
Student Rhythm Worksheet - Answer Keys	
Away in a Manger	38
Joy to the World	40
Silent Night.....	42
O Come, All Ye Faithful.....	44
Hark! The Herald Angels Sing.....	46
Glossary.....	48

Favorite PraiseNotes.com
 Christmas Hymns for Kids
 Volume 1

About This Hymn Collection

Favorite Christmas Hymns For Kids - Volume One is a collection of hymns and worksheets especially appropriate for the late beginner musician. Volume One includes these popular hymns: "Away in a Manger," "Joy to the World," "Silent Night," "O Come, All Ye Faithful," and "Hark! The Herald Angels Sing".

Features of Piano Arrangements

- Enlarged music score - two pages per hymn
- Verse one of the hymn, additional marks including introduction, refrain, playing both hands up one octave and final "Amen" ending
- Measure numbers (circled) at the beginning of each music score line
- Finger number recommendations above or below notes for both hands
- Arrows above or below finger numbers alert students of changing finger positions

Features of Student Hymn Worksheets

- Questions on hymn name, tune name, hymn meter, key, and time signature
- Music practice check list and keyboard graphic
- Rhythm questions and additional hymn verses

Features of Student Rhythm Worksheets

- Answer boxes under music notes to write and count rhythms

Other Features of This Hymn Collection

- Piano arrangement marks reference sheet - "Amazing Grace" hymn example of how to use piano arrangement marks
- Rhythm worksheet reference sheet - "Amazing Grace" hymn example of how to write and count rhythms
- Answer keys for each rhythm and hymn worksheet
- Glossary

Music Recordings

An MP3 audio file for each hymn arrangement in this collection is available on our website at PraiseNotes.com. The audio files are found under the menu Store/Books/Favorite Hymns.

Hymns for Kids: Learn How to Read and Enjoy Christian Hymns

The book *Hymns for Kids: Learn How to Read and Enjoy Christian Hymns (Psalms and Praise Choruses, Too!)* includes a brief history of hymns and their purpose, and explains how to read a hymn - what is a hymn name, tune name, hymn meter and many other concepts. Though written for children, it is appropriate for anyone interested in further study of hymns. We recommend using this book in conjunction with the *Favorite Hymns For Kids* series.

Away in a Manger

Tune Name: Mueller

Meter: 11.11.11.11

Lyrics by: Anonymous

Music by: James R. Murray, 1887

Play 2nd time up one octave - both hands

5 4 3 2 1

1. A - way in a man - ger, No

3 2 1 1 3

Detailed description: This system contains the first five measures of the piece. The treble clef staff has a key signature of one flat (Bb) and a 3/4 time signature. Fingerings are indicated above the notes: 5, 4, 3, 2, 1. The bass clef staff has a key signature of one flat and a 3/4 time signature. Fingerings are indicated below the notes: 3, 2, 1, 1, 3. The lyrics are: "1. A - way in a man - ger, No".

3 1 3 2 1 1 2 1

crib for a bed The lit - tle Lord

2 3 2 4 2

Detailed description: This system contains measures 6-8. Measure 6 starts with a circled '3' above the staff. Fingerings are indicated above the notes: 1, 3, 2, 1, 1, 2, 1. The bass clef staff has fingerings: 2, 3, 2, 4, 2. The lyrics are: "crib for a bed The lit - tle Lord".

6 1 3 1 2

Je - sus laid down his sweet

4 2 3

Detailed description: This system contains measures 9-11. Measure 9 starts with a circled '6' above the staff. Fingerings are indicated above the notes: 1, 3, 1, 2. The bass clef staff has fingerings: 4, 2, 3. The lyrics are: "Je - sus laid down his sweet".

8 4 5 5 4 3

head; The stars in the

1 3 2 1

Detailed description: This system contains measures 12-14. Measure 12 starts with a circled '8' above the staff. Fingerings are indicated above the notes: 4, 5, 5, 4, 3. The bass clef staff has fingerings: 1, 3, 2, 1. The lyrics are: "head; The stars in the".

Away in a Manger

10

sky looked down where he

Start Introduction

12

lay, The lit-tle Lord

14

Je-sus A-sleep on the

Final Ending

16

hay. A - - - MEN.

Away in a Manger
Student Hymn Worksheet

1

Write in the correct answers below from the hymn arrangement.

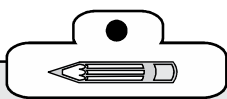
(A)	Hymn Name	
(B)	Tune Name	
(C)	Hymn Meter	

2

Place a check mark by the correct key and time signatures.

<input type="checkbox"/>	(A)		<input type="checkbox"/>	(D)	4 beats/measure ♩ = 1 beat	4/4
<input type="checkbox"/>	(B)		<input type="checkbox"/>	(E)	3 beats/measure ♩ = 1 beat	3/4
<input type="checkbox"/>	(C)		<input type="checkbox"/>	(F)	2 beats/measure ♩ = 1 beat	2/4

3

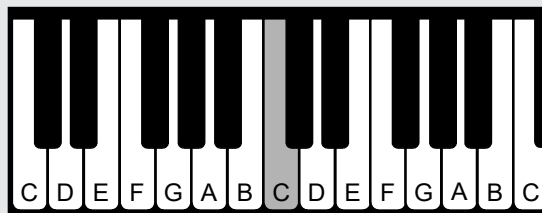


Check off list for piano practice:

- Play right hand hymn melody only
- Play left hand only
- Play both hands together
- Sing and play hymn at the same time
- Memorize the lyrics of verse 1

4





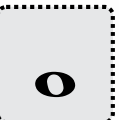

Use keyboard to highlight any letter/key of interest.



5

Rhythm Table

Place a check mark by the notes that are used in the hymn.

<input type="checkbox"/>	A	Quarter Note		1 beat	<input type="checkbox"/>	D	Eighth Note		1/2 beat
<input type="checkbox"/>	B	Half Note		2 beats	<input type="checkbox"/>	E	Dotted Quarter Note		1 1/2 beats
<input type="checkbox"/>	C	Whole Note		4 beats	<input type="checkbox"/>	F	Dotted Half Note		3 beats

6

Learn the additional verses of "Away in a Manger" and sing them as you play the hymn.

Verse Two

The cattle are lowing, the Baby awakes,
 But little Lord Jesus no crying he makes;
 I love thee, Lord Jesus! look down from the sky,
 And stay by my cradle, till morning is nigh.

Verse Three

Be near me, Lord Jesus, I ask thee to stay
 Close by me for ever, and love me, I pray;
 Bless all the dear children in thy tender care,
 And fit us for heaven, to live with thee there.

Away in a Manger

Student Rhythm Worksheet

Directions:
 1. Write the beats in the boxes below.
 2. Clap the rhythm while counting out loud.

5 4 3 2 1

1. A - way in a man - ger, No

3 1 3 2 1 1 2 1

crib for a bed. The lit - tle Lord

6 1 3 1 2

Je - sus laid down his sweet

8 4 5 5 4 3

head; The stars in the

PraiseNotes.com
 Favorite Christmas Hymns for Kids
 Volume 1

Away in a Manger

10

3 2 1 1 3 2

sky _____ looked down where he

□ □ □ □ □ □

12

1 5 4 3

lay, The tle Lord

□ □ □ □ □

14

4 1 2

Je - sus A - sleep on the

□ □ □ □ □ □

16

3 1 2 3

hay. A - - - MEN.

□ □ □ □ □ □ □

PraiseNotes.com
Favorite Christmas Hymns for Kids
Volume 1

Away in a Manger

Answer Key-Student Rhythm Worksheet

Directions:

1. Write the beats in the boxes below.
2. Clap the rhythm while counting out loud.

5 4 3 2 1

1. A - way in a man - ger, No

3+ 1+2 + 3+ 1+ 2+ 3+

3 1 3 2 1 1 2 1

crib for a bed, The lit - tle Lord

1+ 2+ 3+ 1+ 3+ 1+2 + 3+

6 1 3 1 2

Je - sus laid down his sweet

1+ 2+ 3+ 1+ 2+ 3+

8 4 5 5 4 3

head; The stars in the

1+ 2+ 3+ 1+2 + 3+

Away in a Manger

10

3 2 1 1 3 2

sky _____ looked down where he

1+ 2+ 3+ 1+ 2+ 3+

12

1 5 4 3

lay, The tle Lord

1+ 2+ 3+ 1+2+ 3+

14

4 1 2

Je - sus A - sleep on the

1+ 2+ 3+ 1+ 2+ 3+

16

3 1 2 3

hay. A - - - MEN.

1+ 2+ 1+ 2+ 3+ 1+ 2+ 3+

PraiseNotes.com
Favorite Christmas Hymns for Kids
Volume 1